Can you tell the difference?

Ollie’s Frog & Toad Adventure



Real-photo activities + a picture quiz to explore together.



P1 • Holger Krisp • CC BY 3.0

Common frog



P2 • Holger Krisp • CC BY 3.0

Common toad

A toad is a kind of frog. Let’s look at two species and find their typical clues.

Grown-up: read aloud. Use a pencil and crayons. Pointing and talking count, too. Try one page at a time.

Free printable • No purchase needed • Photo credits on page 12

1. Meet our two animals

Say the names. These are two species, not two separate big groups.



P1 • Holger Krisp • CC BY 3.0

Common frog

Rana temporaria



P2 • Holger Krisp • CC BY 3.0

Common toad

Bufo bufo

THE BIG FROG GROUP

Common frog

TOADS

Common toad

Trace the box around all frogs. Then trace the smaller toad box. All toads are frogs; not all frogs are toads.

2. Look at the skin

Use your eyes, not your fingers. Draw a line to the matching word.



P1 • Holger Krisp • CC BY 3.0

Common frog

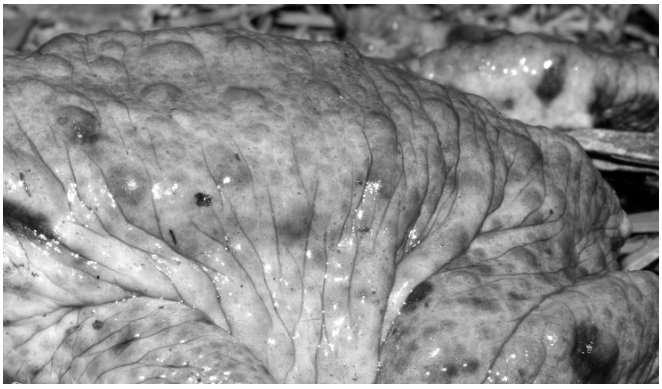

P2 • Holger Krisp • CC BY 3.0

Common toad

Bumpier

Smoother

The common frog looks smoother and moist. The common toad looks bumpier and drier — but still needs moisture!

Typical clues for this pair, not rules for every frog or toad. Colour alone is not a reliable clue.

3. Legs and movement

Find a folded back leg in each close-up. Circle it on the photo.



P1 • Holger Krisp • CC BY 3.0

Common frog

Long hind legs



P2 • Holger Krisp • CC BY 3.0

Common toad

Shorter, stockier legs



Often leaps



Often walks or hops

Trace the long leap and the little walking arrows. Say which animal often moves each way.

Photos are not to scale. Arrows show typical habits, not recorded movement; a still photo cannot prove movement. Common toads can hop, too.

4. What do both share?

Both animals are amphibians. Circle TWO cards that fit both adults.



P1 • Holger Krisp • CC BY 3.0



P2 • Holger Krisp • CC BY 3.0



Need moisture



Eat small animals



Never need moisture

Both adults eat small animals, such as slugs, worms, spiders and insects. “Small animals” means more than just insects.

5. Grow and change

For these two species: eggs in water → tadpoles → adults.

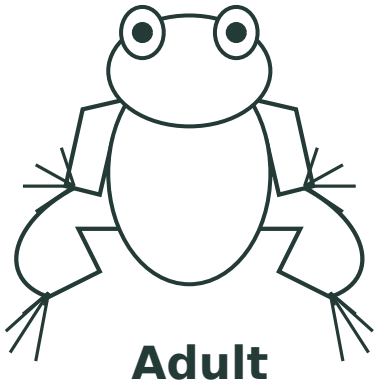

Adult

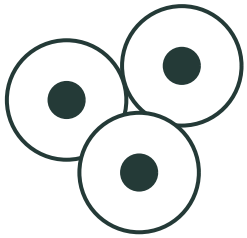

Eggs

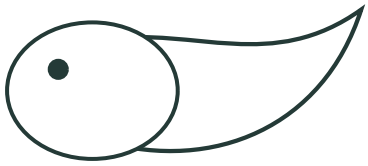

Early tadpole

Write 1, 2 and 3

in the circles. Start with the eggs.

Young ones grow legs and lose their tails before becoming adults.

This is a simplified sequence, not every growth step. Tadpoles grow back legs, then front legs; their tails are absorbed. Other frog species can have different lives.

6. Make a safe, damp home

Draw a pond, a shady hiding place and a slug for an adult to eat.

My imaginary frog-friendly place

Look at wild frogs and toads without picking them up. Go near ponds only with a grown-up. Toads do not cause warts.

Optional stretch: can BOTH names fit?

A common toad is a toad. Is it also a kind of frog? Tell a grown-up why, using the boxes on page 2.

7. Photo quiz • look closely

Choose between our two species. Remember: a common toad is also a frog.

1. Which species is pictured?



P3 • Chmee2 • CC BY 3.0

- ○ Common frog
- ○ Common toad

Say a skin clue you can see.

2. Which species is pictured?



P4 • George Chernilevsky • PD

- ○ Common frog
- ○ Common toad

Say a skin clue you can see.

Use the skin and other visible clues together. These photos show different individuals from the lesson photos.

8. Picture quiz • keep going

Point, circle or say your answers. Use the earlier pages if you like.

3. Who often leaps?



A Common frog

B Common toad

4. Both adults eat…



A Only insects

B Small animals

5. What follows eggs?

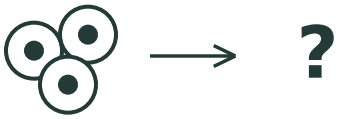

A Early tadpole

B Adult

6. A toad is…



A A kind of frog

B Not a frog

Bonus talk: “Both need moisture, even when one looks drier.” Six quiz questions altogether on pages 8–9.

Grown-up answer key

Praise careful looking. Talking and pointing are valid answers.

Page 2 • Meet the animals

Trace the large frog-group box and the smaller toad box inside it. Both species are frogs in the broad sense; the common toad is also a toad.

Page 3 • Skin matching

Common frog → Smoother (right word box). Common toad → Bumpier (left word box). Dry-looking does not mean moisture-free.

Page 4 • Legs and movement

Circle the folded hind limb, not the front leg. The common frog has long folded hind legs; the common toad has shorter, stockier legs. Leap → common frog; walking/hopping → common toad. Habits, not absolutes.

Page 5 • Shared needs

Circle Need moisture and Eat small animals. Do not circle Never need moisture. Adults do not eat only insects.

Page 6 • Growth

Adult = 3; Eggs = 1; Early tadpole = 2. The three pictures simplify a gradual change: legs grow and the tail is absorbed before adulthood.

Page 7 • Draw and stretch

Accept a pond, shade/hiding place and a slug. Stretch: Yes, a common toad is a kind of frog; the toad box sits inside the frog-group box.

Pages 8–9 • Six-question quiz

1 Common frog (P3: smoother skin); 2 Common toad (P4: clearly bumpy skin). Accept a combination of visible clues; colour alone is not enough. 3 A; 4 B; 5 A; 6 A.

Adult notes & science sources

Use together: read aloud and choose a few activities at a time. The common frog (Rana temporaria) and common toad (Bufo bufo) are the comparison pair, not all frogs worldwide. Toads belong inside the broader frog group. These typical clues are not a universal identification test.

Print on US Letter (8.5 × 11 inches). On A4, choose centred Fit to page. Photos are grayscale with modest brightness adjustment; colour is never needed to solve a task. Adult photos are real stills; arrows and life-cycle drawings are simplified diagrams. No physical printer test or curriculum certification is claimed.

Science checked • 8 November 2026

Burke Museum • All About Frogs (grouping and moisture)
https://www.burkemuseum.org/collections-and-research/biology/herpetology/all-about-amphibians/all-about-frogs

Froglife • Frogs & toads: identification (skin, legs, habits)
https://www.froglife.org/info-advice/frequently-asked-questions/frogs-toads-identification/

Froglife • Common Frog (diet and development)
https://www.froglife.org/info-advice/amphibians-and-reptiles/common-frog-2/

Froglife • Common Toad (diet, development, moisture)
https://www.froglife.org/who-we-are/common-toad-2/

Penn State • What's the difference? (warts myth)
https://www.psu.edu/news/research/story/probing-question-whats-difference-between-frogs-and-toads

Printing permission

You may print this PDF as often as needed for your own family or one class you teach. You may not resell the PDF or post the downloadable files publicly.

This permission concerns the original workbook material. The photos keep their separate CC BY 3.0 or public-domain permissions (page 12). Share playollie.com so others can get their own free copy.

Real-photo credits

Photo IDs beside the pictures match these full credits.

P1 • Holger Krisp • CC BY 3.0

Title: Grasfrosch-Rana-temporaria-side.jpg

https://commons.wikimedia.org/wiki/File%3AGrasfrosch-Rana-temporaria-side.jpg

Changes: cropped, scaled, converted to grayscale; autocontrast and brightness +9%. No animal features were generated or retouched.

P2 • Holger Krisp • CC BY 3.0

Title: Bufo-bufo-erdkroete-maennlich.jpg

https://commons.wikimedia.org/wiki/File%3ABufo-bufo-erdkroete-maennlich.jpg

Changes: cropped, scaled, converted to grayscale; autocontrast and brightness +9%. No animal features were generated or retouched.

P3 • Chmee2 • CC BY 3.0

Title: Rana temporaria in nature park Trhoň in 2014 (2).jpg

https://commons.wikimedia.org/wiki/File%3ARana_temporaria_in_nature_park_Trho%C5%88_in_2014_%282%29.jpg

Changes: cropped, scaled, converted to grayscale; autocontrast and brightness +9%. No animal features were generated or retouched.

P4 • George Chernilevsky • Public domain

Title: Bufo bufo 2015 G3.jpg

https://commons.wikimedia.org/wiki/File%3ABufo_bufo_2015_G3.jpg

Public domain: author-released own work (Commons PD-self).
Changes: cropped, scaled, converted to grayscale; autocontrast and brightness +9%. No animal features were generated or retouched.

CC BY 3.0 licence (P1, P2 and P3)

https://creativecommons.org/licenses/by/3.0/

Photos are from Wikimedia Commons; creators do not endorse this workbook. Original diagrams and layout: PlayOllie. Ollie is the supplied existing PlayOllie mascot. Sources and editable renderer are retained with the project.